

Soldiers Joy

Soldier's Joy

Music:Traditional American

1. Hawkshaw Hawkins Revolutionary War Lyrics Version:

Note: only the reference to the tin can lets you know this was written from the 1840s on.
Pick your key and play the appropriate I, IV & V chords where they lie.

I IV
Some Continental soldiers on a bivouac
I V
Were playing stud poker in a mountain shack.
I IV
But every vigilante threw down his hand
I V I
When the Captain & the guard gave the sharp command:

CHORUS:

I
"Oh, Jimmy, get your fiddle out and rosin up your bow.
V
Johnny, tune your banjo up, we're gonna have a show.
I IV
Billy, pass the jug around to Corporal McCoy.
IV V I
We're gonna have a tune Called 'Soldier's Joy'."

The girls in Boston are dancing tonight.
The gol-durned Redcoats are holding them tight.
When we get there we'll show them how.
But that ain't a-doing us no good, now.

CHORUS:

There goes General Washington.
He's got his horse in a sweeping run.
The barefoot boys are begging to fight.
Were gonna cross the Delaware River tonight.
CHORUS:

Old Burgoyne in the wilderness
Got his army in an awful mess.
The farmers got mad at the British and Huns
And captured 10,000 of the son-of-a-guns

CHORUS:

John Paul Jones in an old tin can
Scoured the oceans like a fighting man.
The British said, "Paul, are you ready to strike?"
And Paul said, "I'm just beginning to fight."

CHORUS:

2. Johnny Driftwood's Confederate Lyrics Version:

"Soldier's Joy" was one of the many names appended to Civil War moonshine on both sides.

Grasshopper sitting on a sweet potato vine.
Grasshopper sitting on a sweet potato vine.
Grasshopper sitting on a sweet potato vine.
Along comes a chicken and says, "You're mine."

I'm a gonna get a drink, don't you want to go?
I'm a gonna get a drink, don't you want to go?
I'm a gonna get a drink, don't you want to go?
All for soldier's joy

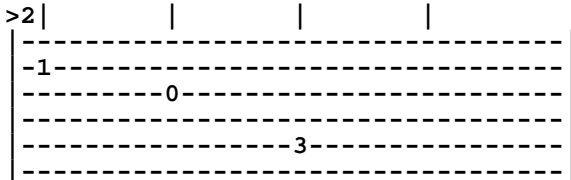
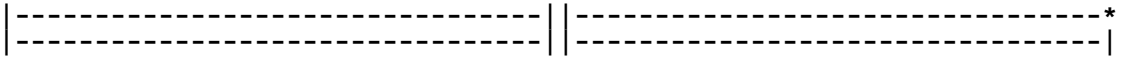
Well, it's twenty-five cents for the morphine,
Fifteen cents for the beer,
Twenty-five cents for the morphine,
Gonna take me away from here.

I am my momma's darling boy.
I am my momma's darling boy.
I am my momma's darling boy.
Singing 'bout soldier's joy.

Chicken in a bread pan scratching that dough.
"Granny, does your dog bite?" "No, child, no."
Daddy cut his pecker off along time ago.
All for the soldier's joy.

1. Soldier's Joy Guitar Tab by Ken Brooks
[www.strumhollow.com/tab/soldiers-joy/soldiers-joy-guitar.htm]

Tuning : F# B E A C# F# Time Signature: 4/4




2. Soldier's Joy Guitar Tab by Mike Wright
[\[www.raccoonbend.com/flatpick/tablatore/soldier1.html\]](http://www.raccoonbend.com/flatpick/tablatore/soldier1.html)

This is what I think of as the basic version of the song, using arpeggios in measures 1, 3, and 5 of Part A.




Lots of folks play this in D without a capo, but I play it with C fingering, with the capo on the 2nd fret. This makes the arpeggios a bit harder, but it makes the rest of the tune easier.

Capo on 2 - Medium speed



Pick-up measure

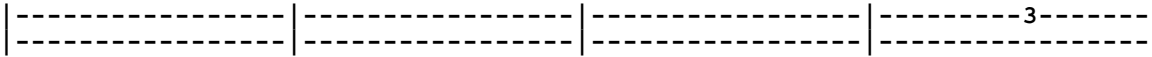


Part A



Part B







=====
== TABLATURE KEY ==
=====

h_





Sixteenth-note hammer-on

3. Soldier's Joy Guitar Tab by Joe Carr/Bo Parker
[arranged by Joe Carr, tabbed by Bo Parker]


Pick-up measures



Part A



Part B



C	C9/E	F	F#dim	G7	C
21		22		23	24
	3-5-3-0-		0-1-3-1-3-		
-1-3/5-		-3-2-3-		-0-3-2-3-1-0-1-	-0-
				3-	-1-3-0-1-
					2-

C	C9/E	F	F#dim	C	G7
25		26		27	28
	3-5-3-0-		0-1-3-1-0-		
-1-3/5-		-3-2-3-		-1-3-	-1-0-
					-3-1-0-1-3-0-

C	C9/E	F	F#dim	G7	C
29		30		31	32
	3-5-3-0-		0-1-3-1-3-		
-1-3/5-		-3-2-3-		-0-3-2-3-1-0-1-	-0-
				3-	-1-3-0-1-
					0-2-

Part A variation

C	G
33	34
	0-1-0-1-
-0-	-0-1-2-
-2-0-	-2-
2-3-	

C	C9/E	F	F#dim	G7	C
37		38		39	40
			0-1-0-1-3-		
-0-		-0-1-2-		-0-3-2-3-1-0-1-	-0-
-2-0-	0-1-2-			3-	-1-3-0-1-
2-3-					0-2-

C	G
41	42
	0-1-0-1-
-0-	-0-1-2-
-2-0-	-2-
2-3-	

C	C9/E	F	F#dim	G7	C
45		46		47	48
			0-1-0-1-3-		
-0-		-0-1-2-		-0-3-2-3-1-0-1-	-0-
-2-0-	0-1-2-			3-	-1-3-0-1-
2-3-					

Ending

N/C	G
-0-	-0-
-1-3-1-0-1-	-2-0-
2-2-	2-0-
	2-3-
	3-3-0-
	3-

Play A, B, A variation, B, Ending.